



Specifications: CM800i

Tile bridge included

System Type	8-inch, coax, in-ceiling, ported (66-watt transformer for 25/70.7/100-volt or voice coil direct)		
Impedance (nominal) ¹	8 ohm		
Sensitivity dB @ 2.83 V / 1 m	90.0 dB		
Sensitivity dB @ 1 W / 1 m ²	90.0 dB		
Frequency Response (-3 dB) ³	97 Hz - 22 kHz		
Frequency Response (-10 dB) ³	71 Hz - 22 kHz		
Max. Program Power ⁴	250 W		
Max. Continuous Power RMS ⁵	125 W		
Max. Power SPL @ 1 m ⁶	111.0 dB		
Coverage Angle (-6 dB @ 2 kHz)	140°		
Coverage Angle (-6 dB @ 10 kHz)	110°		
Coverage Angle (averaged from 2 to 10 kHz)	120°		
Directivity Factor (Q)	3.8 (averaged 100 Hz - 10 kHz); 4.0 (2kHz)		
Directivity Index (DI)	6.0 dB (averaged 100 Hz - 10 kHz); 4.0 dB (2kHz)		
Tap Selector	Six-position rotary switch with voice coil direct		
Transducer - Low-Frequency Driver	203 mm (8.0 in.) Polypropylene cone, butyl rubber surround		
Transducer - High-Frequency Driver	25 mm (1.0 in.) Convex aluminum tweeter with waveguide		
Low-Frequency Voice Coil	30.4 mm (1.20 in.)		
Crossover Frequency	3.0 kHz		
Network Type: Low Pass	12 dB per octave, 2nd order		
Network Type: High Pass	12 dB per octave, 2nd order		
Enclosure Material	Drawn aluminum backcan with ABS baffle		
Motor-board	Cast aluminum		
Grille	Steel with powder-coat finish		
Inputs	Four-pin, 5 mm Euroblock for individual or daisy chain connection		
Colors	Black or white		
Backcan Diameter	296.7 mm (11.68 in.)		
Backcan Height	201.7 mm (7.94 in.)		
Visible Diameter	374.9 mm (14.76 in.)		
Visible Height	27.4 mm (1.08 in.)		
Mounting Hole Diameter	323.9 mm (12.75 in.)		
Min - Max Ceiling Thickness	6.4 mm (0.25 in.) - 42.9 mm (1.69 in.)		
Weight	5.7 kg (12.5 lbs.)		
Shipping Weight	17.7 kg (39.0 lbs.)		
Packaging	Two per box		
Included Accessories	Tile bridge, conduit plate, Euroblock connector and installation aid		
Optional Accessories	Pre-construction bracket (AC-CM8-PCB), junction box (AC-CMi-JBOX)		
Regulatory - UL	UL 2043 and 1480 approved		
Regulatory - CE	Approved		

Transformer Taps

70.7 V Output	100 V Output	25 V Output
66 W 108.0 dB	66 W 108.0 dB	5 W 97.0 dB
35 W 105.5 dB	35 W 105.5 dB	2.5 W 94.0 dB
19 W 103.0 dB	19 W 103.0 dB	1.25 W 91.0 dB
10 W 100.0 dB	10 W 100.0 dB	0.75 W 89.0 dB
5 W 97.0 dB		

Key Features

- Patented BroadBeam[®] waveguide technology delivers a consistent BroadBeam[™] dispersion pattern for maximum coverage area per speaker (up to 10 kHz, EASE[™] documented).
- One 203 mm (8.0 in.) polypropylene woofer and one 25 mm (1.0 in.) convex aluminum tweeter with FerroFluid[™] cooling mounted to a proprietary cast-aluminum M8[™] baffle and heat sink.
- Rapid-installation, blind-mount, fixed-wing mounting mechanism with constant-tension design affixing to ceiling thicknesses ranging from 6.4 mm (0.25 in.) to 42.9 mm (1.69 in.).
- Separate tool-free magnetic grille and bezel assembly with integrated safety/seismic cable for ease of install and in-field painting.
- Steel grille with protective powder-coated finish for lasting durability.
- Easy-access six-position selectable tap switch for 25-, 70.7- and 100-volt applications with voice direct position simplifies ordering and inventory tracking.
- An average sensitivity of 90 dB offers high-output capabilities and reduced amplification costs.
- UL 1480 and 2043 approved.
- Included accessories: Tile bridge, conduit plate, Euroblock connector and paint mask.
- Optional accessories: Color-coded (purple) pre-construction bracket and junction box.
- High-quality black or white paint finish. Custom paint colors optional.

Description

The CM800i is an 8-inch, two-way, blind-mount, in-ceiling speaker design that delivers extended low-end response (71 Hz) and optimal off-axis performance (up to 10 kHz, EASE[™] documented). SoundTube's proprietary BroadBeam[®] waveguide tweeter system delivers consistent high-performance audio across the operating bandwidth. The CM800i speaker design incorporates a low-profile grille, proprietary M8[™] motor-board and six-position tap switch with voice coil direct position. Mounting hardware is included and features a fast and secure constant-tension, fixed-wing mounting system.

¹ Impedance listed per IEC 60268-5 with a minimum less than 80% the nominal impedance

² 1 W 1 m sensitivity determined using nominal impedance

³ Frequency response measured in half or full space as dictated by speaker mounting configuration

⁴ Max program power is 3 dB above max continuous power

⁵ Continuous power rating, EIA-426-B test

⁶ Max output based on max continuous power



Applications

Designed for in-ceiling background to foreground SPL applications, the CM800i delivers a broad dispersion pattern (1 kHz – 10 kHz, EASE™ documented), true low-end response (71 Hz, -10 dB) and high sensitivity (90 dB 1 W / 1 m). The CM800i is ideal for nightclubs, bars, fitness centers, hotel, airports, convention centers, casinos, corporate venues, churches and other in-ceiling applications requiring background to foreground SPL. For applications where additional bass is required, SoundTube's CM1001d-T 10-inch subwoofer provides low-end response down to 43 Hz.

BroadBeam® Wide Dispersion Technology

More than three years in development, SoundTube's proprietary BroadBeam® technology incorporates a high-frequency waveguide mated to a 1-inch convex aluminum tweeter. The BroadBeam® high-frequency waveguide delivers a consistent dispersion pattern across the upper registers of the frequency spectrum (up to 10 kHz, EASE™ documented). The result is an audio system with better edge-to-edge coverage, reduced power needs, shorter installation time and cost savings on shipping and labor.

Patented SoundTube Technologies

SoundTube Entertainment and the MSE Audio Group constantly develop new technologies which enhance audio product performance. SoundTube Entertainment innovations are protected by multiple U.S. and international patents, which explicitly cover SoundTube dome, enclosure and dispersion technologies. The MSE Audio Group actively defends its patents in order to protect SoundTube resellers and end-users.

Technical Data and Specification Tools

Technical Data

SoundTube Entertainment strives to provide complete and effective technical information and data to dealers, engineers and designers. All data are available from SoundTube Entertainment or at www.soundtube.com.

Technical data and downloads include:

EASE™ data – 3-D polar plots.

EASE™ Address – 2-D modeling for distributed systems

Autodesk® Revit® software

Tech Sheets – Technical information and architectural specs for system engineers

SoundTubeSPEC™ – Proprietary speaker placement software

Data Acquisition

All data for SoundTube speakers are independently collected from and verified by NWA Labs (www.nwaalabs.com) using their proprietary MACH testing system. All data are collected and analyzed according to ASTM, ISO and AES standards using EASERA, TEF and MLSSA. Full balloon data including both phase and magnitude is compiled into a variety of formats including EASE 4.x, GLL and CLF.

Architectural Specifications

The loudspeaker shall consist of a 203 mm (8.0 in.) low-frequency transducer and a 25 mm (1.0 in.) high-frequency transducer with a crossover network installed in the ported enclosure. The low-frequency voice coil diameter shall be 30.4 mm (1.2 in.).

Performance specifications of a typical production unit shall be as follows: Usable frequency response shall extend from 71 Hz – 22 kHz (-10 dB, half space). Measured sensitivity (2.83-volt input, 1 meter) shall be at least 90 dB. The speaker shall have a nominal impedance of 8 ohms. The speaker shall be available for 25-, 70.7- and 100-volt modes and shall include a six-position tap switch with a voice coil direct position. The frequency-dividing network shall have a crossover frequency of 3 kHz with slopes of 12 dB per octave (2nd order) for both low- and high-pass filters. Rated power capacity shall be at least 125 watts continuous (RMS) and conform to EIA-426-B testing. Maximum continuous output at 1 meter shall be 111.0 dB.

Installation for the CM800i shall be by two-screw, blind-mount, constant-tension winged assembly and shall attach to ceiling thicknesses ranging from 6.4 mm (0.25 in.) to 42.9 mm (1.69 in.). The fixed-wing assembly shall be constructed of steel material. The external wiring input connector shall be a four-pin, 5 mm Euroblock for 8 ohm or

distributed systems and shall accept from 10 – 22-gauge wire.

The maximum backcan dimensions shall be no more than 201.7 mm (7.94 in.) in height by 296.7 mm (11.68 in.) in diameter. The maximum visible dimensions shall be no more than 27.5 mm (1.08 in.) in height by 375 mm (14.76 in.) in diameter. The backcan shall be constructed of aluminum.

The system shall include a 21-gauge galvanized steel support backing plate (tile bridge) to reinforce the ceiling material and tile support rails. The maximum tile bridge dimensions shall be no more than 600.1 mm (23.62 in.) in length by 428.2 mm (16.86 in.) in width and 10.4 mm (0.41 in.) in height with 325.1 mm (12.80 in.) cutout for speaker mounting.

The grille shall be constructed of powder-coated steel with an ABS baffle for lasting performance. The affixed grille and bezel shall be mounted to the speaker enclosure (backcan) via magnetic strip and included safety leash. Also included is a paint mask/installation aid for in-field painting (also serves as a handhold during mounting).

The CM800i has an optional pre-construction bracket (AC-CM8-PCB) that shall be compatible with an optional junction box (AC-CMi-JBOX). A 2-foot, 18-gauge wire whip and Euroblock connector shall be included with the junction box. The maximum dimensions of the pre-construction bracket shall be no more than 635 mm (25.0 in.) in length by 457.2 mm (18.0 in.) in width and 127 mm (5.0 in.) in height (includes affixed junction box) with a 326.1 mm (12.85 in.) cutout for speaker mounting.

The system shall be the SoundTube CM800i for both low- and high-impedance applications.

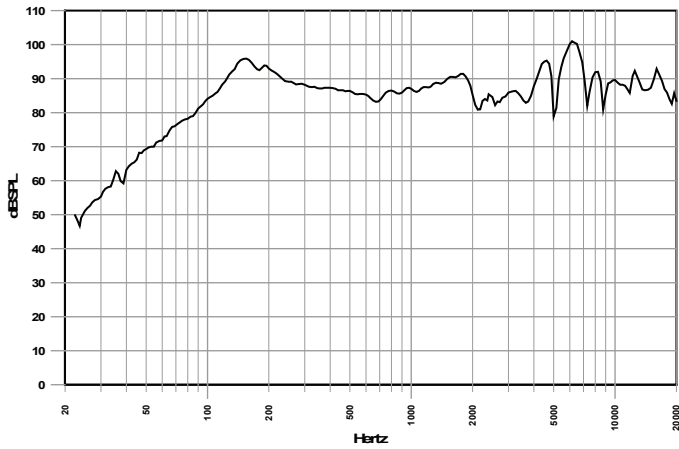
SoundTube Entertainment

6430 North Business Park Loop
Park City, Utah 84098
Phone 435.647.9555
Fax 435.647.9666
Toll Free 800.647.TUBE
www.soundtube.com

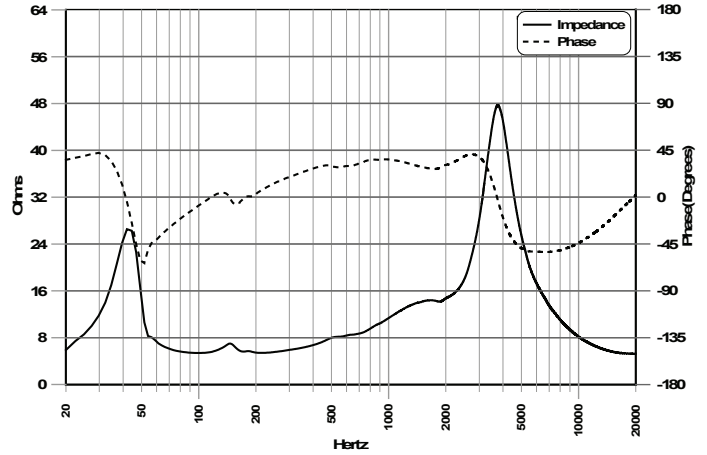
All SoundTube products come with a 5-year limited warranty.

Graphs and Plots

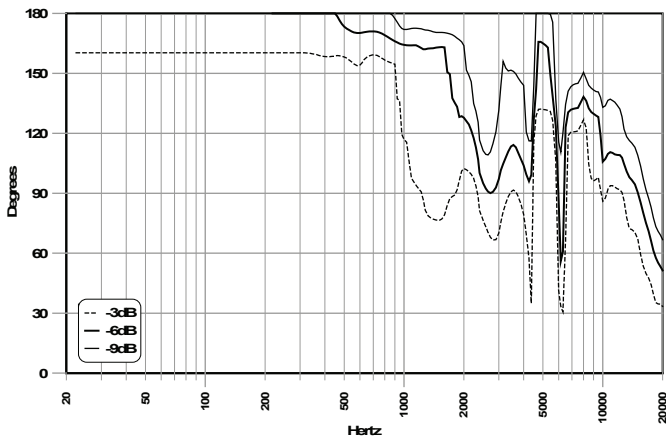
Frequency Response



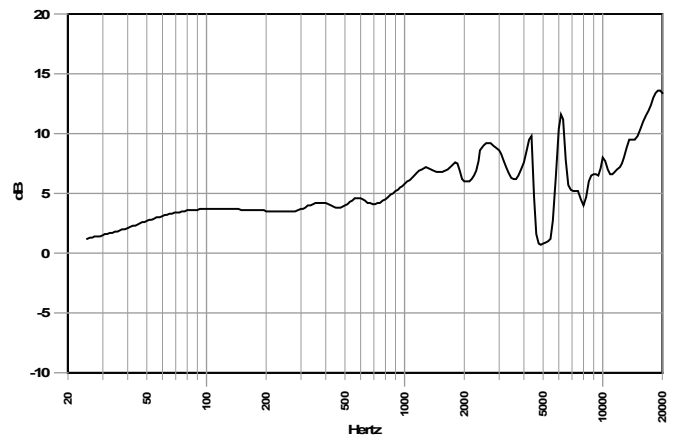
Phase/Impedance Response



Vertical Beamwidth (-6 dB)



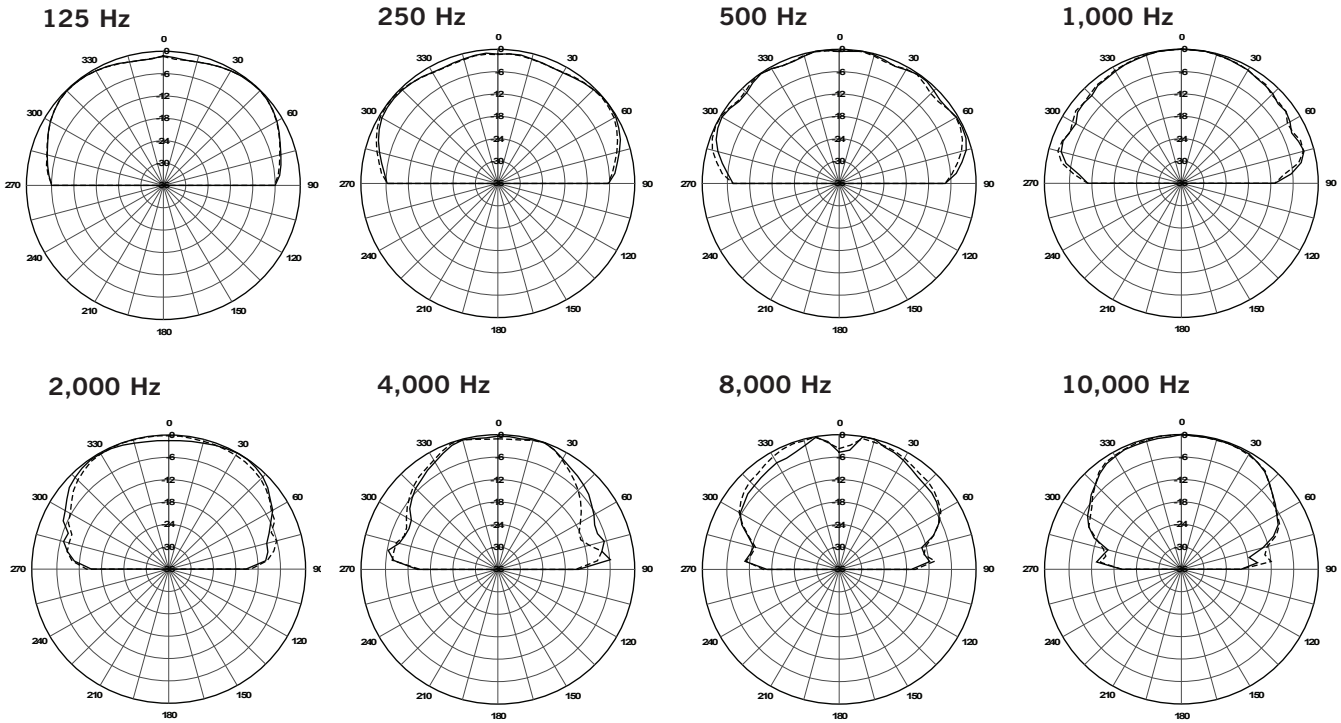
Directivity Index (DI)





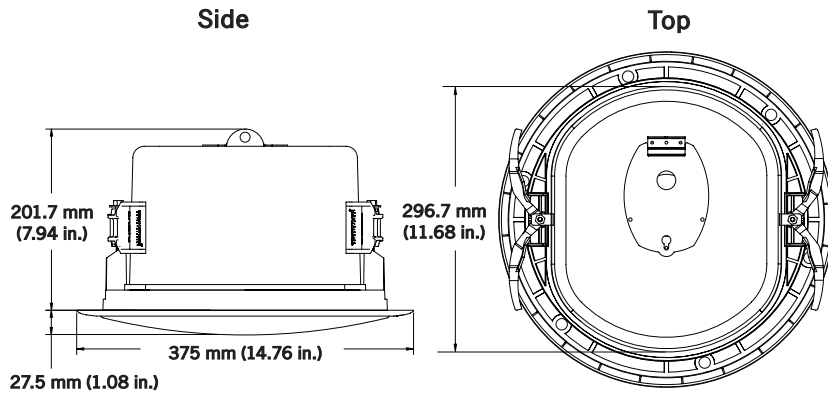
Polar Plots

— Horizontal
 - - - Vertical

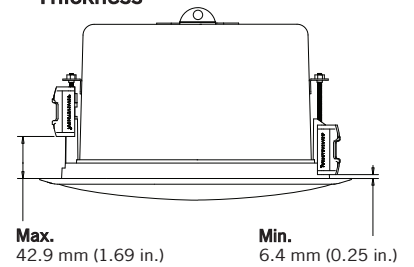


Technical data, EASE™ plots, SoundTubeSPEC™ software and product downloads available at www.soundtube.com

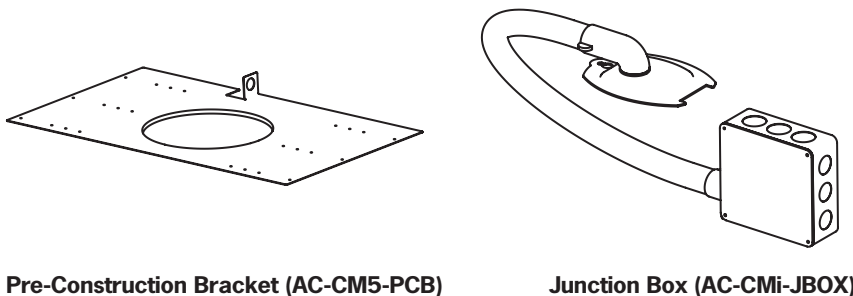
Mechanical Drawings



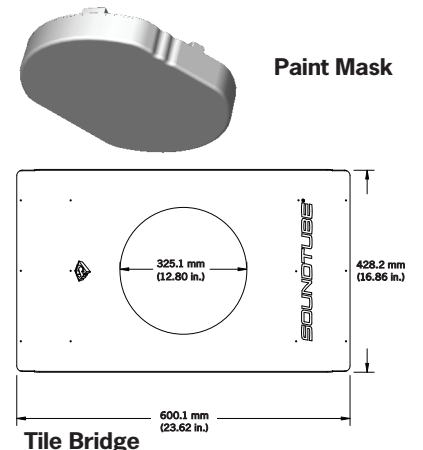
Minimum/Maximum Ceiling Thickness



Optional Accessories



Included Accessories



SoundTube Entertainment manufactures a complete line of speakers for:
Open-Ceiling • In-Ceiling • Surface-Mount • Outdoor • Sound-Focusing

All SoundTube products are designed and engineered in the USA.